



# Wakefield Park Raceway

## Round 3 : April 16 - 18



ASBK.COM.AU f t i y

### MOTORSPORTS TV SUPERSPORT CHAMPIONSHIP

#### Race 1 - RED FLAG

Date: 18/04/21  
 Event: R07A  
 Weather: Foggy - Temp: 9.6C  
 Track: Mainly dry - Temp: 16.6C

Started at: 10:41:03  
 Laps: 16  
 Starters: 16  
 Printed at: 11:12

#### PROVISIONAL CLASSIFICATION


Pos	No	Name	Machine	Laps	Race Time	Behind Leader	Behind Prev	Fastest Lap	On Lap
1	17	Broc PEARSON (QLD) / YRD / Yamaha Motor Aust. / City2Surf Locksmith	Yamaha YZF-R6	7	6:57.848			58.740	7
2	127	Max STAUFFER (NSW) / GTR MotoStars Team / RS&C / Doctor Mak / Yamaha / YRD / Link / Pirelli	Yamaha YZF-R6	7	6:58.246	.398	.398	58.661	7
3	26	Tom EDWARDS (NSW) / Bikebiz / Andrea Homes	Yamaha YZF-R6	7	6:59.624	1.776	1.378	58.864	6
4	42	Jack PASSFIELD (NSW) / Stay Upright Rider Training / MCC Security / Dmoto / GASD Suspension	Yamaha YZF-R6	7	7:04.156	6.308	4.532	59.635	4
5	86	Dallas SKEER (SA) / Penrite Oils / Barry Francis M-c / Suzuki Aust. / Stafs T-port / Nolan Helmets	Suzuki GSXR	7	7:06.769	8.921	2.613	59.744	7
6	68	Luke POWER (VIC) / Proworx / Blayney M-cycles / Well Sprung M-cycle Suspension / Penrite Oils	Kawasaki ZX6R	7	7:06.913	9.065	.144	59.823	7
7	61	Rhys BELLING (VIC) / LXI Racing / Yamaha Aust. / The Grinning Dingo / XXX-Rated Suspension	Yamaha YZF-R6	7	7:09.296	11.448	2.383	59.933	4
8	46	Aidan HAYES (NSW) / Hayes Johnston PL / Hayes Electrical / YRD / Sheppards Diesel / West Sliders	Yamaha YZF-R6	7	7:14.414	16.566	5.118	1:00.537	3
9	44	Tom BRAMICH (VIC) / Apex / The Bare Bird / Nolan Helmets / Ricondi	Yamaha YZF-R6	7	7:14.601	16.753	.187	1:00.823	5
10	39	Scott NICHOLSON (VIC) / Traction Control M-sport / G. Williams Motorcycle Eng. / RST Moto / KYT	Yamaha YZF-R6	7	7:15.356	17.508	.755	1:00.245	7
11	96	Luke MITCHELL (NSW) / JNL Racing Yamaha	Yamaha YZF-R6	7	7:21.154	23.306	5.798	1:01.214	6
12	58	Mitch KUHNE (QLD) / Shark Leathers / Phresh Ink / NO FOMO Fit / Red Bull / Nolan/X-Lite Helmets	Yamaha YZF-R6	7	7:21.274	23.426	.120	1:01.167	6
13	74	Timothy LARGE (VIC) / Race Center/ The Grinning Dingo / Ari Helmets / Coach Campbell	Yamaha YZF-R6	7	7:28.839	30.991	7.565	1:01.726	4
14	23	Ryan SELLEN (NSW) / Two Wheel Obsession / Security Solutions	Yamaha YZF-R6	7	7:31.396	33.548	2.557	1:02.924	4
15	10	Noel MAHON (VIC) / Ross Services / Aark Suspension & Tuning	Kawasaki ZX6R	6	6:24.656	.000		1:02.098	4
NC	12	Joel TAYLOR (NSW) / JMT Civil / YRD	Yamaha YZF-R6	2	7:08.889	5 Laps		1:08.924	1

Fastest Lap was 58.661 by Max STAUFFER (NSW)


New race lap record for SS class - Previous: 59.050 by Max STAUFFER (NSW) on a Yamaha YZF-R6 set on 05/12/20

\*\*\* RACE RED FLAGGED DUE TO CRASH OF NO. 12 (J. TAYLOR) AT TURN 3 REQUIRING MEDICAL ASSISTANCE. FULL RACE RE-START WITH GRID FROM RESULTS AT TIME OF RED FLAG \*\*\*

The results are provisional until the end of the time limit for protests and appeals.

  
 Chief Timekeeper - Scott Lang

  
 Race Director - Tom Williams

  
 Clerk of Course - Paul Hinds



www.computime.com.au  
 COMPUTIME RACE TIMING SYSTEMS PTY LTD





# Wakefield Park Raceway

## Round 3 : April 16 - 18



ASBK.COM.AU f t i y

### MOTORSPORTS TV SUPERSPORT CHAMPIONSHIP

#### Race 1 - RED FLAG

Date: 18/04/21  
 Event: R07A  
 Weather: Foggy - Temp: 9.6C  
 Track: Mainly dry - Temp: 16.6C

Started at: 10:41:03  
 Laps: 16  
 Starters: 16  
 Printed at: 11:12

#### PROVISIONAL LAP TIMES

No	Name	Lap 1	Lap 2	Lap 3	Lap 4	Lap 5	Lap 6	Lap 7
10	Noel MAHON (VIC)	1:10.584	1:03.314	1:02.789	<b>1:02.098</b>	1:03.445	1:02.426	
12	Joel TAYLOR (NSW)	<b>1:08.924</b>	5:59.965					
17	Broc PEARSON (QLD)	1:04.132	59.325	59.041	58.783	58.941	58.886	<b>58.740</b>
23	Ryan SELLEN (NSW)	1:11.655	1:03.771	1:03.311	<b>1:02.924</b>	1:03.393	1:03.112	1:03.230
26	Tom EDWARDS (NSW)	1:04.655	59.324	59.338	59.193	59.288	<b>58.864</b>	58.962
39	Scott NICHOLSON (VIC)	1:10.653	1:02.209	1:00.529	1:00.865	1:00.362	1:00.493	<b>1:00.245</b>
42	Jack PASSFIELD (NSW)	1:04.949	59.739	59.786	<b>59.635</b>	59.853	1:00.161	1:00.033
44	Tom BRAMICH (VIC)	1:07.142	1:01.553	1:01.232	1:01.471	<b>1:00.823</b>	1:00.998	1:01.382
46	Aidan HAYES (NSW)	1:09.003	1:01.501	<b>1:00.537</b>	1:00.630	1:00.867	1:00.715	1:01.161
58	Mitch KUHNE (QLD)	1:10.006	1:02.881	1:03.032	1:01.619	1:01.361	<b>1:01.167</b>	1:01.208
61	Rhys BELLING (VIC)	1:07.268	1:00.670	1:00.221	<b>59.933</b>	1:00.140	1:00.504	1:00.560
68	Luke POWER (VIC)	1:05.643	1:01.012	59.994	1:00.118	1:00.135	1:00.188	<b>59.823</b>
74	Timothy LARGE (VIC)	1:09.738	1:03.136	1:03.544	<b>1:01.726</b>	1:03.604	1:03.602	1:03.489
86	Dallas SKEER (SA)	1:06.063	1:00.435	1:00.079	1:00.065	1:00.166	1:00.217	<b>59.744</b>
96	Luke MITCHELL (NSW)	1:10.393	1:03.137	1:02.202	1:01.352	1:01.317	<b>1:01.214</b>	1:01.539
127	Max STAUFFER (NSW)	1:04.395	59.276	59.272	58.923	58.850	58.869	<b>58.661</b>

\*\*\* RACE RED FLAGGED DUE TO CRASH OF NO. 12 (J. TAYLOR) AT TURN 3 REQUIRING MEDICAL ASSISTANCE. FULL RACE RE-START WITH GRID FROM RESULTS AT TIME OF RED FLAG \*\*\*

The results are provisional until the end of the time limit for protests and appeals.

*Scott Lang*  
 Chief Timekeeper - Scott Lang

*Tom Williams*  
 Race Director - Tom Williams

*Paul Hinds*  
 Clerk of Course - Paul Hinds



[www.computime.com.au](http://www.computime.com.au)  
 COMPUTIME RACE TIMING SYSTEMS PTY LTD





# Wakefield Park Raceway

## Round 3 : April 16 - 18



ASBK.COM.AU f t i y

### MOTORSPORTS TV SUPERSPORT CHAMPIONSHIP

#### Race 1 - RED FLAG

Date: 18/04/21  
 Event: R07A  
 Weather: Foggy - Temp: 9.6C  
 Track: Mainly dry - Temp: 16.6C

Started at: 10:41:03  
 Laps: 16  
 Starters: 16  
 Printed at: 11:12

#### PROVISIONAL SPLIT TIMES

Lap	Split 1	Split 2	Split 3	Lap Time	Lap	Split 1	Split 2	Split 3	Lap Time
<b>10 Noel MAHON (VIC) (15th)</b>					7	15.922	22.248	20.792	58.962
1	23.874	24.808	21.902	1:10.584	8	15.904	<b>22.160</b>	<b>20.695</b>	58.759
2	18.296	23.556	21.462	1:03.314	<b>39 Scott NICHOLSON (VIC) (10th)</b>				
3	17.315	24.070	<b>21.404</b>	1:02.789	1	23.315	25.602	21.736	1:10.653
4	<b>17.154</b>	<b>23.501</b>	21.443	<b>1:02.098</b>	2	17.611	23.214	21.384	1:02.209
5	17.165	23.598	22.682	1:03.445	3	16.700	22.781	21.048	1:00.529
6	17.299	23.520	21.607	1:02.426	4	16.637	23.166	21.062	1:00.865
<b>12 Joel TAYLOR (NSW) (NC)</b>					5	16.589	22.847	<b>20.926</b>	1:00.362
1	23.016	<b>24.253</b>	<b>21.655</b>	<b>1:08.924</b>	6	16.563	22.904	21.026	1:00.493
2	<b>21.074</b>	26.844	5:12.047	5:59.965	7	<b>16.487</b>	<b>22.685</b>	21.073	<b>1:00.245</b>
<b>17 Broc PEARSON (QLD) (1st)</b>					<b>42 Jack PASSFIELD (NSW) (4th)</b>				
1	20.441	22.851	20.840	1:04.132	1	21.205	22.804	20.940	1:04.949
2	16.033	22.477	20.815	59.325	2	16.180	<b>22.578</b>	20.981	59.739
3	15.977	22.421	20.643	59.041	3	16.126	22.720	20.940	59.786
4	15.812	22.317	20.654	58.783	4	16.137	22.584	<b>20.914</b>	<b>59.635</b>
5	15.871	22.364	20.706	58.941	5	16.216	22.623	21.014	59.853
6	15.854	22.398	<b>20.634</b>	58.886	6	16.315	22.733	21.113	1:00.161
7	<b>15.770</b>	<b>22.300</b>	20.670	<b>58.740</b>	7	16.239	22.687	21.107	1:00.033
8	15.798	22.403	20.713	58.914	8	<b>16.088</b>	22.691	21.401	1:00.180
<b>23 Ryan SELLEN (NSW) (14th)</b>					<b>44 Tom BRAMICH (VIC) (9th)</b>				
1	24.142	25.021	22.492	1:11.655	1	22.030	23.628	21.484	1:07.142
2	17.750	24.065	21.956	1:03.771	2	16.598	23.557	21.398	1:01.553
3	17.297	24.218	<b>21.796</b>	1:03.311	3	16.596	23.252	21.384	1:01.232
4	17.110	<b>23.896</b>	21.918	<b>1:02.924</b>	4	16.627	23.500	21.344	1:01.471
5	17.169	24.315	21.909	1:03.393	5	16.501	23.089	<b>21.233</b>	<b>1:00.823</b>
6	17.108	24.112	21.892	1:03.112	6	<b>16.492</b>	<b>23.024</b>	21.482	1:00.998
7	<b>17.053</b>	24.093	22.084	1:03.230	7	17.053	23.089	21.240	1:01.382
<b>26 Tom EDWARDS (NSW) (3rd)</b>					<b>46 Aidan HAYES (NSW) (8th)</b>				
1	21.005	22.704	20.946	1:04.655	1		47.363	21.640	1:09.003
2	16.111	22.385	20.828	59.324	2	17.059	23.152	21.290	1:01.501
3	16.085	22.398	20.855	59.338	3	<b>16.339</b>	22.997	21.201	<b>1:00.537</b>
4	16.089	22.247	20.857	59.193	4	16.588	<b>22.855</b>	<b>21.187</b>	1:00.630
5	16.053	22.337	20.898	59.288	5	16.472	23.000	21.395	1:00.867
6	<b>15.795</b>	22.236	20.833	<b>58.864</b>	6	16.388	22.898	21.429	1:00.715

*Scott Laing*  
 Chief Timekeeper - Scott Laing

*Tom Williams*  
 Race Director - Tom Williams

*Paul Hinds*  
 Clerk of Course - Paul Hinds





# Wakefield Park Raceway

## Round 3 : April 16 - 18



ASBK.COM.AU f t i y

### MOTORSPORTS TV SUPERSPORT CHAMPIONSHIP

#### Race 1 - RED FLAG

Date: 18/04/21  
 Event: R07A  
 Weather: Foggy - Temp: 9.6C  
 Track: Mainly dry - Temp: 16.6C


Started at: 10:41:03  
 Laps: 16  
 Starters: 16  
 Printed at: 11:12


#### PROVISIONAL SPLIT TIMES


Lap	Split 1	Split 2	Split 3	Lap Time	Lap	Split 1	Split 2	Split 3	Lap Time
7	16.686	23.018	21.457	1:01.161	4	17.070	<b>23.425</b>	<b>21.231</b>	<b>1:01.726</b>
<b>58 Mitch KUHNE (QLD) (12th)</b>					5	17.154	23.504	22.946	1:03.604
1	23.685	24.639	21.682	1:10.006	6	18.531	23.617	21.454	1:03.602
2	17.517	23.508	21.856	1:02.881	7	<b>17.025</b>	23.848	22.616	1:03.489
3	17.196	23.853	21.983	1:03.032	<b>86 Dallas SKEER (SA) (5th)</b>				
4	16.787	23.394	21.438	1:01.619	1	21.846	23.093	21.124	1:06.063
5	16.849	<b>23.137</b>	21.375	1:01.361	2	16.348	22.978	21.109	1:00.435
6	16.702	23.157	<b>21.308</b>	<b>1:01.167</b>	3	16.171	22.831	21.077	1:00.079
7	<b>16.639</b>	23.210	21.359	1:01.208	4	16.134	22.698	21.233	1:00.065
<b>61 Rhys BELLING (VIC) (7th)</b>					5	16.238	22.798	21.130	1:00.166
1	22.458	23.290	21.520	1:07.268	6	16.364	22.724	21.129	1:00.217
2	16.583	23.038	21.049	1:00.670	7	16.174	<b>22.584</b>	<b>20.986</b>	<b>59.744</b>
3	16.293	22.909	<b>21.019</b>	1:00.221	8	<b>16.128</b>	22.670	21.529	1:00.327
4	<b>16.238</b>	<b>22.653</b>	21.042	<b>59.933</b>	<b>96 Luke MITCHELL (NSW) (11th)</b>				
5	16.281	22.716	21.143	1:00.140	1	23.717	24.744	21.932	1:10.393
6	16.421	23.001	21.082	1:00.504	2	17.418	23.622	22.097	1:03.137
7	16.404	22.906	21.250	1:00.560	3	17.106	23.542	21.554	1:02.202
8	16.288	22.811	21.410	1:00.509	4	16.681	23.304	21.367	1:01.352
<b>68 Luke POWER (VIC) (6th)</b>					5	16.762	<b>23.198</b>	21.357	1:01.317
1	21.575	22.998	21.070	1:05.643	6	<b>16.673</b>	23.226	<b>21.315</b>	<b>1:01.214</b>
2	17.145	22.818	21.049	1:01.012	7	16.878	23.284	21.377	1:01.539
3	16.432	22.634	20.928	59.994	<b>127 Max STAUFFER (NSW) (2nd)</b>				
4	16.323	22.646	21.149	1:00.118	1	20.715	22.811	20.869	1:04.395
5	16.314	22.779	21.042	1:00.135	2	16.069	22.545	20.662	59.276
6	16.471	22.706	21.011	1:00.188	3	16.120	22.467	20.685	59.272
7	16.367	22.577	<b>20.879</b>	<b>59.823</b>	4	15.878	22.360	20.685	58.923
8	<b>16.227</b>	<b>22.539</b>	22.128	1:00.894	5	15.865	22.323	20.662	58.850
<b>74 Timothy LARGE (VIC) (13th)</b>					6	15.882	<b>22.296</b>	20.691	58.869
1	22.865	25.347	21.526	1:09.738	7	15.869	22.297	<b>20.495</b>	<b>58.661</b>
2	17.453	23.678	22.005	1:03.136	8	<b>15.850</b>	22.364	20.697	58.911
3	18.165	23.958	21.421	1:03.544					

\*\*\* RACE RED FLAGGED DUE TO CRASH OF NO. 12 (J. TAYLOR) AT TURN 3 REQUIRING MEDICAL ASSISTANCE. FULL RACE RE-START WITH GRID FROM RESULTS AT TIME OF RED FLAG \*\*\*

The results are provisional until the end of the time limit for protests and appeals.

  
 Chief Timekeeper - Scott Laing

  
 Race Director - Tom Williams

  
 Clerk of Course - Paul Hinds



[www.computime.com.au](http://www.computime.com.au)  
 COMPUTIME RACE TIMING SYSTEMS PTY LTD





# Wakefield Park Raceway

## Round 3 : April 16 - 18



ASBK.COM.AU f t i y

### MOTORSPORTS TV SUPERSPORT CHAMPIONSHIP

#### Race 1 - RED FLAG

Date: 18/04/21  
 Event: R07A  
 Weather: Foggy - Temp: 9.6C  
 Track: Mainly dry - Temp: 16.6C

Started at: 10:41:03  
 Laps: 16  
 Starters: 16  
 Printed at: 11:12

#### PROVISIONAL FASTEST LAPS SEQUENCE

Lap	Race Pos	No	Name	Machine	Fastest Lap	On Lap
1	1	17	Broc PEARSON (QLD)	Yamaha YZF-R6	1:04.132	1
2	1	17	Broc PEARSON (QLD)	Yamaha YZF-R6	59.325	2
2	2	127	Max STAUFFER (NSW)	Yamaha YZF-R6	59.276	2
3	1	17	Broc PEARSON (QLD)	Yamaha YZF-R6	59.041	3
4	1	17	Broc PEARSON (QLD)	Yamaha YZF-R6	58.783	4
7	1	17	Broc PEARSON (QLD)	Yamaha YZF-R6	58.740	7
7	2	127	Max STAUFFER (NSW)	Yamaha YZF-R6	58.661	7

\*\*\* RACE RED FLAGGED DUE TO CRASH OF NO. 12 (J. TAYLOR) AT TURN 3 REQUIRING MEDICAL ASSISTANCE. FULL RACE RE-START WITH GRID FROM RESULTS AT TIME OF RED FLAG \*\*\*

The results are provisional until the end of the time limit for protests and appeals.

Chief Timekeeper - Scott Lang

Race Director - Tom Williams

Clerk of Course - Paul Hinds



[www.computime.com.au](http://www.computime.com.au)  
 COMPUTIME RACE TIMING SYSTEMS PTY LTD





# Wakefield Park Raceway

## Round 3 : April 16 - 18



ASBK.COM.AU f t i y

### MOTORSPORTS TV SUPERSPORT CHAMPIONSHIP

#### Race 1 - RED FLAG

Date: 18/04/21  
 Event: R07A  
 Weather: Foggy - Temp: 9.6C  
 Track: Mainly dry - Temp: 16.6C

Started at: 10:41:03  
 Laps: 16  
 Starters: 16  
 Printed at: 11:12


#### PROVISIONAL LAP SHEET


No	Lap Time	Gap	No	Lap Time	Gap	No	Lap Time	Gap	No	Lap Time	Gap
			<b>Lap 3</b>			127	58.850	.494	42	1:00.033	6.308
<b>Lap 1</b>			17	59.041		26	59.288	1.576	86	59.744	8.921
17	1:04.132		127	59.272	.445	42	59.853	3.740	68	59.823	9.065
127	1:04.395	.263	26	59.338	.819	86	1:00.166	6.586	12	5:59.965	5 laps
26	1:04.655	.523	42	59.786	1.976	68	1:00.135	6.680	61	1:00.560	11.448
42	1:04.949	.817	86	1:00.079	4.079	61	1:00.140	8.010	46	1:01.161	16.566
68	1:05.643	1.511	68	59.994	4.151	44	1:00.823	11.999	44	1:01.382	16.753
86	1:06.063	1.931	61	1:00.221	5.661	46	1:00.867	12.316	39	1:00.245	17.508
44	1:07.142	3.010	44	1:01.232	7.429	39	1:00.362	14.396	96	1:01.539	23.306
61	1:07.268	3.136	46	1:00.537	8.543	96	1:01.317	18.179	58	1:01.208	23.426
12	1:08.924	4.792	39	1:00.529	10.893	58	1:01.361	18.677	74	1:03.489	30.991
46	1:09.003	4.871	96	1:02.202	13.234	74	1:03.604	21.526	23	1:03.230	33.548
74	1:09.738	5.606	58	1:03.032	13.421	10	1:03.445	22.008			
58	1:10.006	5.874	74	1:03.544	13.920	23	1:03.393	24.832			
96	1:10.393	6.261	10	1:02.789	14.189						
10	1:10.584	6.452	23	1:03.311	16.239						
39	1:10.653	6.521				<b>Lap 6</b>					
23	1:11.655	7.523				17	58.886				
			<b>Lap 4</b>			127	58.869	.477			
			17	58.783		26	58.864	1.554			
<b>Lap 2</b>			127	58.923	.585	42	1:00.161	5.015			
17	59.325		26	59.193	1.229	86	1:00.217	7.917			
127	59.276	.214	42	59.635	2.828	68	1:00.188	7.982			
26	59.324	.522	86	1:00.065	5.361	61	1:00.504	9.628			
42	59.739	1.231	68	1:00.118	5.486	44	1:00.998	14.111			
86	1:00.435	3.041	61	59.933	6.811	46	1:00.715	14.145			
68	1:01.012	3.198	44	1:01.471	10.117	39	1:00.493	16.003			
61	1:00.670	4.481	46	1:00.630	10.390	96	1:01.214	20.507			
44	1:01.553	5.238	39	1:00.865	12.975	58	1:01.167	20.958			
46	1:01.501	7.047	96	1:01.352	15.803	10	1:02.426	25.548			
39	1:02.209	9.405	58	1:01.619	16.257	74	1:03.602	26.242			
74	1:03.136	9.417	74	1:01.726	16.863	23	1:03.112	29.058			
58	1:02.881	9.430	10	1:02.098	17.504						
96	1:03.137	10.073	23	1:02.924	20.380						
10	1:03.314	10.441				<b>Lap 7</b>					
23	1:03.771	11.969				17	58.740				
			<b>Lap 5</b>			127	58.661	.398			
			17	58.941		26	58.962	1.776			

\*\*\* RACE RED FLAGGED DUE TO CRASH OF NO. 12 (J. TAYLOR) AT TURN 3 REQUIRING MEDICAL ASSISTANCE. FULL RACE RE-START WITH GRID FROM RESULTS AT TIME OF RED FLAG \*\*\*

The results are provisional until the end of the time limit for protests and appeals.

  
 Chief Timekeeper - Scott Lang

  
 Race Director - Tom Williams

  
 Clerk of Course - Paul Hinds



[www.computime.com.au](http://www.computime.com.au)  
 COMPUTIME RACE TIMING SYSTEMS PTY LTD





# Wakefield Park Raceway

## Round 3 : April 16 - 18



ASBK.COM.AU f t i y

### MOTORSPORTS TV SUPERSPORT CHAMPIONSHIP

#### Race 1 - RED FLAG

Date: 18/04/21  
 Event: R07A  
 Weather: Foggy - Temp: 9.6C  
 Track: Mainly dry - Temp: 16.6C

Started at: 10:41:03  
 Laps: 16  
 Starters: 16  
 Printed at: 11:12

#### PROVISIONAL LAP CHART

Name	Grid	1	2	3	4	5	6	7	Name
B. PEARSON	17	17	17	17	17	17	17	17	B. PEARSON
M. STAUFFER	127	127	127	127	127	127	127	127	M. STAUFFER
T. EDWARDS	26	26	26	26	26	26	26	26	T. EDWARDS
J. PASSFIELD	42	42	42	42	42	42	42	42	J. PASSFIELD
D. SKEER	86	68	86	86	86	86	86	86	D. SKEER
L. POWER	68	86	68	68	68	68	68	68	L. POWER
T. BRAMICH	44	44	61	61	61	61	61	61	R. BELLING
S. NICHOLSON	39	61	44	44	44	44	44	46	A. HAYES
R. BELLING	61	12	46	46	46	46	46	44	T. BRAMICH
A. HAYES	46	46	39	39	39	39	39	39	S. NICHOLSON
J. TAYLOR	12	74	74	96	96	96	96	96	L. MITCHELL
T. LARGE	74	58	58	58	58	58	58	58	M. KUHNE
M. KUHNE	58	96	96	74	74	74	10	74	T. LARGE
L. MITCHELL	96	10	10	10	10	10	74	23	R. SELLEN
N. MAHON	10	39	23	23	23	23	23	23	
R. SELLEN	23	23	12						

\*\*\* RACE RED FLAGGED DUE TO CRASH OF NO. 12 (J. TAYLOR) AT TURN 3 REQUIRING MEDICAL ASSISTANCE. FULL RACE RE-START WITH GRID FROM RESULTS AT TIME OF RED FLAG \*\*\*

The results are provisional until the end of the time limit for protests and appeals.

*Scott Lang*  
 Chief Timekeeper - Scott Lang

*Tom Williams*  
 Race Director - Tom Williams

*Paul Hinds*  
 Clerk of Course - Paul Hinds



www.computime.com.au  
 COMPUTIME RACE TIMING SYSTEMS PTY LTD





# Wakefield Park Raceway

## Round 3 : April 16 - 18



ASBK.COM.AU f t i y

### MOTORSPORTS TV SUPERSPORT CHAMPIONSHIP

#### Race 1 - RED FLAG

Date: 18/04/21  
 Event: R07A  
 Weather: Foggy - Temp: 9.6C  
 Track: Mainly dry - Temp: 16.6C

Started at: 10:41:03  
 Laps: 16  
 Starters: 16  
 Printed at: 11:12

#### PROVISIONAL BEST PARTIAL TIMES

Pos	Split 1		Split 2		Split 3		LAP		Ideal	Fastest
	Name	Time	Name	Time	Name	Time	Name	Time		
1	B. PEARSON	15.770	T. EDWARDS	22.160	M. STAUFFER	20.495	M. STAUFFER	58.641	58.661	
2	T. EDWARDS	15.795	M. STAUFFER	22.296	B. PEARSON	20.634	B. PEARSON	58.704	58.740	
3	M. STAUFFER	15.850	B. PEARSON	22.300	T. EDWARDS	20.792	T. EDWARDS	58.747	58.864	
4	J. PASSFIELD	16.088	L. POWER	22.539	L. POWER	20.879	J. PASSFIELD	59.580	59.635	
5	D. SKEER	16.128	J. PASSFIELD	22.578	J. PASSFIELD	20.914	L. POWER	59.645	59.823	
6	L. POWER	16.227	D. SKEER	22.584	S. NICHOLSON	20.926	D. SKEER	59.698	59.744	
7	R. BELLING	16.238	R. BELLING	22.653	D. SKEER	20.986	R. BELLING	59.910	59.933	
8	A. HAYES	16.339	S. NICHOLSON	22.685	R. BELLING	21.019	S. NICHOLSON	59.972	1:00.245	
9	S. NICHOLSON	16.361	A. HAYES	22.855	A. HAYES	21.187	A. HAYES	1:00.381	1:00.537	
10	T. BRAMICH	16.492	T. BRAMICH	23.024	T. LARGE	21.231	T. BRAMICH	1:00.749	1:00.823	
11	M. KUHNE	16.639	M. KUHNE	23.137	T. BRAMICH	21.233	M. KUHNE	1:01.084	1:01.167	
12	L. MITCHELL	16.673	L. MITCHELL	23.198	M. KUHNE	21.308	L. MITCHELL	1:01.186	1:01.214	
13	T. LARGE	17.025	T. LARGE	23.425	L. MITCHELL	21.315	T. LARGE	1:01.681	1:01.726	
14	R. SELLEN	17.053	N. MAHON	23.501	N. MAHON	21.404	N. MAHON	1:02.059	1:02.098	
15	N. MAHON	17.154	R. SELLEN	23.896	J. TAYLOR	21.655	R. SELLEN	1:02.745	1:02.924	
16	J. TAYLOR	19.781	J. TAYLOR	24.253	R. SELLEN	21.796	J. TAYLOR	1:05.689	1:08.924	

\*\*\* RACE RED FLAGGED DUE TO CRASH OF NO. 12 (J. TAYLOR) AT TURN 3 REQUIRING MEDICAL ASSISTANCE. FULL RACE RE-START WITH GRID FROM RESULTS AT TIME OF RED FLAG \*\*\*

The results are provisional until the end of the time limit for protests and appeals.

*Scott Lang*  
 Chief Timekeeper - Scott Lang

*Tom Williams*  
 Race Director - Tom Williams

*Paul Hinds*  
 Clerk of Course - Paul Hinds



[www.computime.com.au](http://www.computime.com.au)  
 COMPUTIME RACE TIMING SYSTEMS PTY LTD







# Wakefield Park Raceway

## Round 3 : April 16 - 18



ASBK.COM.AU f t i y

### MOTORSPORTS TV SUPERSPORT CHAMPIONSHIP

Date: 18/04/21  
Event: R07A  
Weather: Foggy - Temp: 9.6C  
Track: Mainly dry - Temp: 16.6C

Started at: 10:41:03  
Laps: 16  
Starters: 16  
Printed at: 11:12

### PROVISIONAL GRID SHEET



1	17 B. PEARSON 6:57.848	2	127 M. STAUFFER 6:58.246	3	26 T. EDWARDS 6:59.624
2	42 J. PASSFIELD 7:04.156	5	86 D. SKEER 7:06.769	6	68 L. POWER 7:06.913
3	61 R. BELLING 7:09.296	8	46 A. HAYES 7:14.414	9	44 T. BRAMICH 7:14.601
4	39 S. NICHOLSON 7:15.356	11	96 L. MITCHELL 7:21.154	12	58 M. KUHNE 7:21.274
5	74 T. LARGE 7:28.839	14	23 R. SELLEN 7:31.396	15	10 N. MAHON 6:24.656
6	12 J. TAYLOR 7:08.889				

Chief Timekeeper - Scott Lang

Race Director - Tom Williams

Clerk of Course - Paul Hinds



www.computime.com.au  
COMPUTIME RACE TIMING SYSTEMS PTY LTD





# Wakefield Park Raceway

## Round 3 : April 16 - 18



ASBK.COM.AU f t i y

### MOTORSPORTS TV SUPERSPORT CHAMPIONSHIP

#### Race 1 - RED FLAG

Date: 18/04/21  
Event: R07A  
Weather: Foggy - Temp: 9.6C  
Track: Mainly dry - Temp: 16.6C


Started at: 10:41:03  
Laps: 16  
Starters: 16  
Printed at: 11:12

### PROVISIONAL RACE INFORMATION


Time	Description
10:30:01	Pit exit open for -3:00
10:33:02	Bikes on grid for media. Warm up lap in - 6:00
10:39:11	WARM UP LAP STARTED
10:41:03	Event Start
10:44:23	Rider 12 (Joel TAYLOR) ENTERED PITS - MECHANICAL
10:46:06	TRACK TEMPS: Finish - 17.5C / Int 1 - 18.3C / Int 2 - 16.7C
10:47:38	NEW LAP RECORD - PEARSON - 58.783 (Prev: 59.050 - M. Stauffer - 2020)
10:48:47	Rider 10 (Noel MAHON) CRASHED TURN 10 - RIDER UP
10:48:56	Red Flag
10:49:55	Event Finish
10:50:15	RED FLAG DUE TO CRASH AT TURN 3 - No. 12 - RIDER UP
10:50:30	Event Declared

\*\*\* RACE RED FLAGGED DUE TO CRASH OF NO. 12 (J. TAYLOR) AT TURN 3 REQUIRING MEDICAL ASSISTANCE. FULL RACE RE-START WITH GRID FROM RESULTS AT TIME OF RED FLAG \*\*\*


The results are provisional until the end of the time limit for protests and appeals.



Chief Timekeeper - Scott Lang



Race Director - Tom Williams



Clerk of Course - Paul Hinds



[www.computime.com.au](http://www.computime.com.au)  
COMPUTIME RACE TIMING SYSTEMS PTY LTD

